



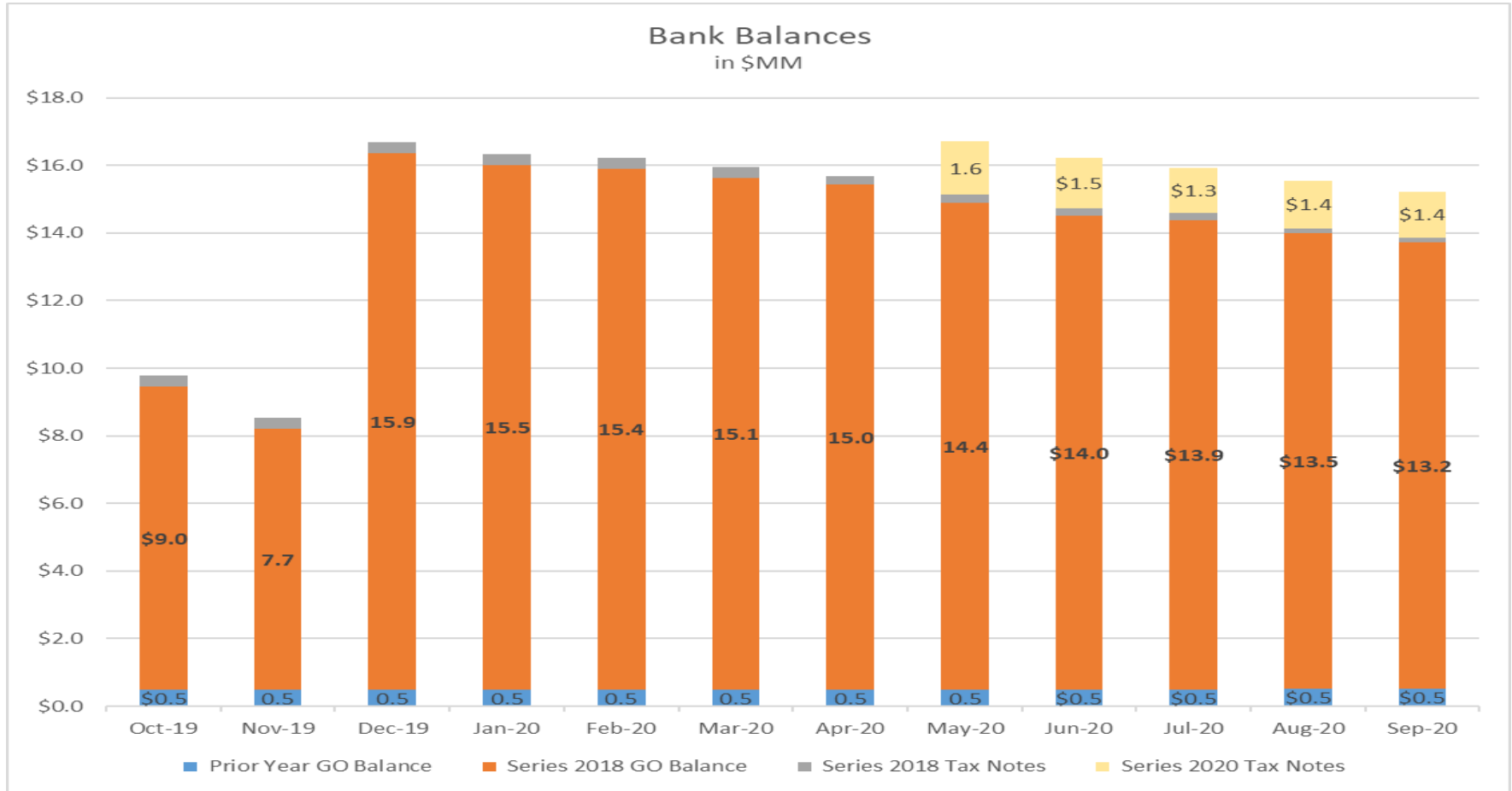
CITY OF \_\_\_\_\_  
**MURPHY**  
\_\_\_\_\_  
*LIFE LIVED AT YOUR PACE*

**FY 2020 GO Bond Dashboard**  
**September 2020 Financial Update**  
**Unaudited**

# GO Bond – Highlights

- \$136K expended in September and \$3.0 million expended in FY 2020.
- \$8.9 million or 41.0% of total project budget expended through September 2020.
- Received \$501,424.20 from surety for settlement of Denco default.
- Street Panel Replacement, City Marquee Sign Upgrade and Waters Edge Renovation projects are now complete bringing the total projects complete to eight.

# GO Bond Bank Account Balances



\* Series 2018 GO Bonds sale closed February 15, 2018 with a net deposit of \$13,073,803.

\*\* Series 2018 Tax Notes sale closed August 8, 2018 with net deposit of \$1,041,000.

\*\*\* Series 2019 GO Bonds sale closed December 31, 2019 with a net deposit \$8,571,196.

\*\*\*\*Series 2020 Tax Notes Sale closed May 21, 2020 with a net deposit of \$1,563,000.

# GO Bond Revenues & Expenditures

## September 2020

Month to Date Fund Revenues			
Last Year	Current Year	Variance vs. Last Year F/(UF)	
Sep-19	Sep-20		
\$ -	\$ -	\$ -	-
-	-	-	0
-	501,424	-	0
3,122	796	(3,122)	
<b>\$ 3,122</b>	<b>\$ 502,220</b>	<b>\$ (3,122)</b>	

Revenue  
**Bond Proceeds**  
**Bond Premium**  
**Miscellaneous Revenue**  
**Interest**  
  
**Total**

Year to Date Fund Revenues				
Budget	Current Year	Last Year	% Variance	
FY20	Sep-20	Sep-19		
\$ 8,571,197	\$ 8,315,000	\$ -		97.0%
-	256,196	-		NA
-	504,735	27,463		NA
-	33,218	43,707		NA
-	-	-		-
<b>\$ 8,571,197</b>	<b>\$ 9,109,149</b>	<b>\$ 71,170</b>		<b>N/A</b>

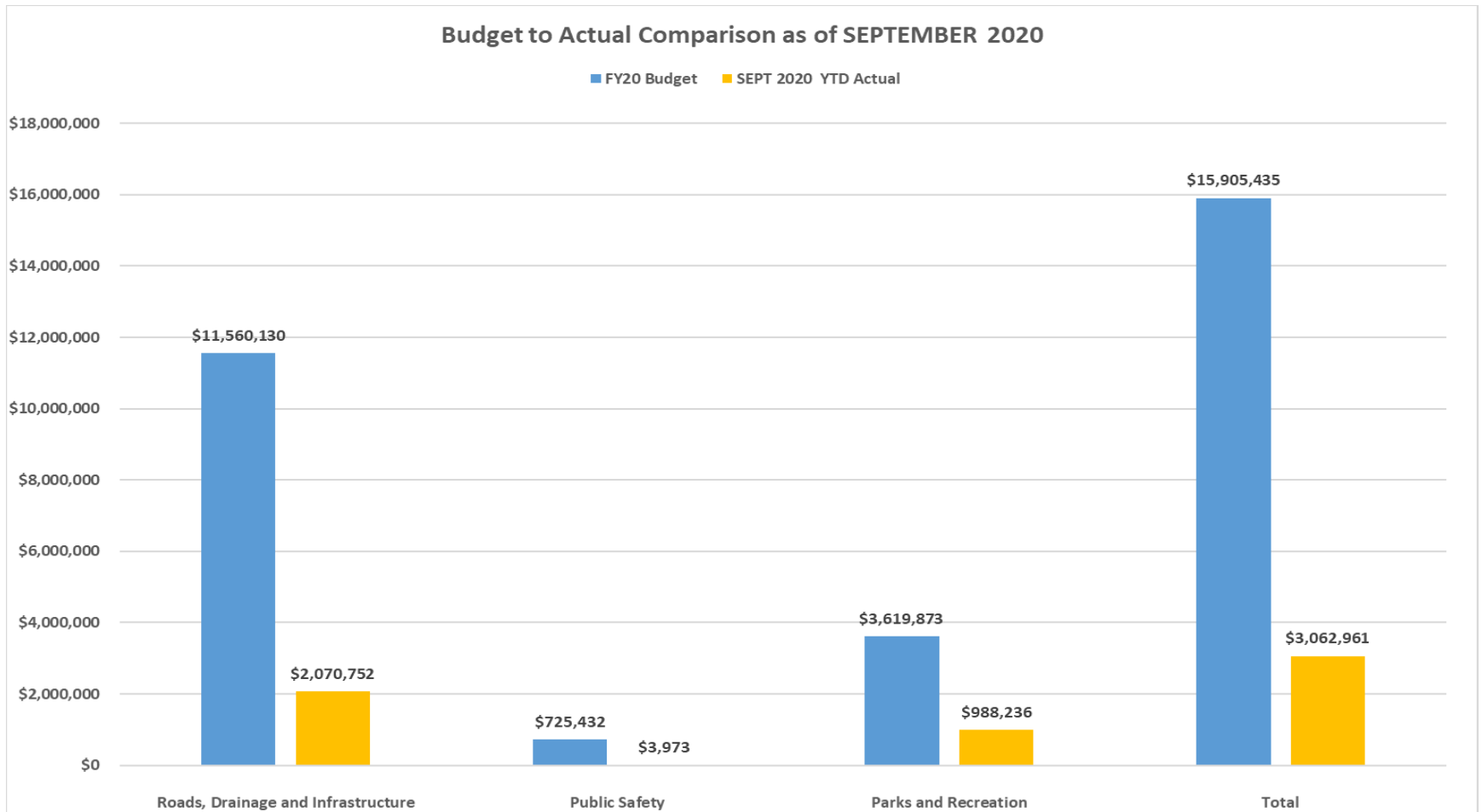
Month to Date Gen Fund Expenditures			
Last Year	Current Year	Variance vs. Last Year F/(UF)	
Sep-19	Sep-20		
\$ 16,179	\$ 11,444	\$ 4,735	
1,585	21,211	(19,626)	
-	4,194	(4,194)	
501,148	-	501,148	
16,047	17,159	(1,112)	
-	-	0	
-	-	0	
-	-	0	
143,678	-	143,678	
812,448	996	811,452	
-	-	0	
175,076	816	174,260	
-	997	(997)	
(753)	996	(1,749)	
-	-	0	
(304)	-	(304)	
30,349	78,750	(48,401)	
86,182	-	86,182	
131,969	-	131,969	
-	(79)	79	
91,068	-	91,068	
-	-	0	
<b>\$ 2,004,670</b>	<b>\$ 136,483</b>	<b>\$ 1,868,187</b>	

Expenditures  
**S. Maxwell Creek Rd. Improv**  
**Timbers Addition Drainage**  
**Lonesome Dove Trail Drainage**  
**Street Panel Replacement**  
**N. Maxwell Creek Rd. Improv**  
**Waters Edge Park Drainage**  
**South Murphy Rd. R Turn Ln**  
**McWhirter Rd. Drainage**  
**Heritage Pkwy Landscape**  
**Betsy/N. Murphy/McCreary**  
**Fire/Police-Boiler/Chiller/AC**  
**City Facility Renovation**  
**Travis Farm Park-Phase II**  
**N. Hill Park-Phase III**  
**City Marquee Signs Upgrades**  
**Recreation-HVAC**  
**Waters Edge Renovation**  
**Parks & Rec. Storage Facility**  
**MAC and Central Park**  
**Non Departmental**  
**Project Consultant Services**  
**Bond Issuance Cost**  
**Total**

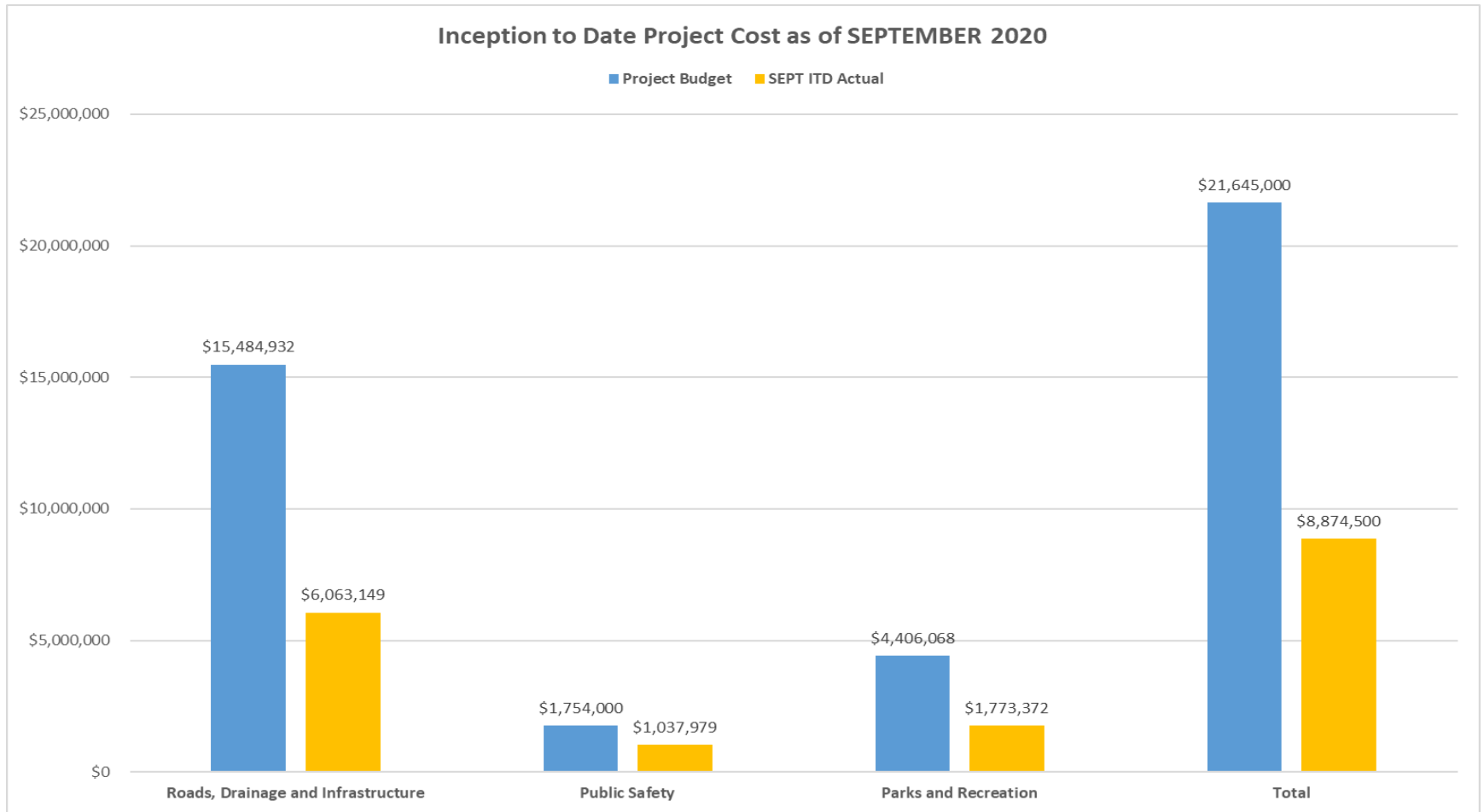
Year to Date Gen Fund Expenditures				
Budget	Current Year *	Last Year	% Actual Spent YTD	
FY20	Sep-20	Sep-19		
\$ 1,997,612	\$ 236,948	\$ 19,760		11.9%
4,475,810	263,455	166,975		5.9%
1,131,224	55,845	3,363		4.9%
1,030,881	691,382	1,434,019		67.1%
1,837,311	133,509	115,920		7.3%
-	-	335,004		NA
-	-	204,662		NA
-	-	133,392		NA
245,075	92,319	148,672		37.7%
842,217	597,294	820,039		70.9%
-	-	356,156		NA
719,994	3,973	268,829		0.6%
829,408	6,944	786		0.8%
1,049,857	6,701	(0)		0.6%
114,093	113,070	-		99.1%
(304)	304	-		-99.9%
807,206	768,791	98,759		95.2%
304,953	30,486	121,697		10.0%
514,660	61,939	206,151		12.0%
-	-	-		NA
5,438	(73,030)	91,068		NA
-	-	-		NA
<b>\$ 15,905,435</b>	<b>\$ 2,989,931</b>	<b>\$ 4,525,252</b>		<b>18.8%</b>

Highlighted projects are complete

# GO Bond FY 2020



# GO Bond Inception to Date





CITY OF \_\_\_\_\_  
**MURPHY**  
\_\_\_\_\_  
*LIFE LIVED AT YOUR PACE*

## Questions