



CITY OF _____
MURPHY

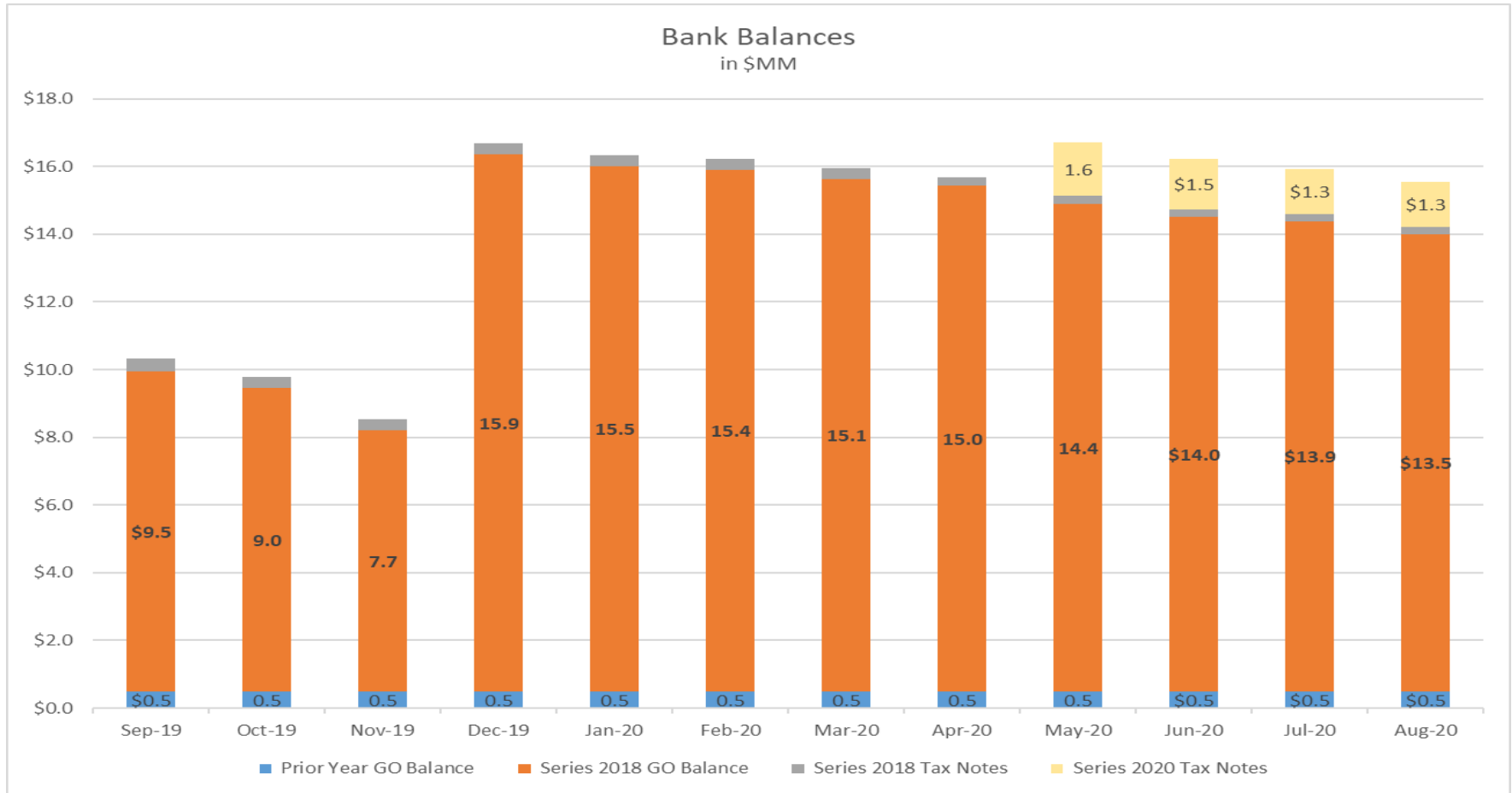
LIFE LIVED AT YOUR PACE

FY 2020 GO Bond Dashboard
August 2020 Financial Update
Unaudited

GO Bond – Highlights

- \$288K expended in August and \$2.9 million expended in FY 2020.
- \$8.7 million or 40.4% of total project budget expended through August 2020.
- Eight of nineteen projects now complete.

GO Bond Bank Account Balances



* Series 2018 GO Bonds sale closed February 15, 2018 with a net deposit of \$13,073,803.

** Series 2018 Tax Notes sale closed August 8, 2018 with net deposit of \$1,041,000.

*** Series 2019 GO Bonds sale closed December 31, 2019 with a net deposit \$8,571,196.

****Series 2020 Tax Notes Sale closed May 21, 2020 with a net deposit of \$1,563,000.

GO Bond Revenues & Expenditures

August 2020

Month to Date Fund Revenues			
Last Year	Current Year	Variance vs. Last Year F/(UF)	
Aug-19	Aug-20		
\$ -	\$ -	\$ -	-
-	-	-	0
240	60		(240)
3,260	1,969		(3,260)
\$ 3,500	\$ 2,029	\$	(3,500)

Revenue
Bond Proceeds
Bond Premium
Miscellaneous Revenue
Interest

Total

Year to Date Fund Revenues				
Budget	Current Year	Last Year	% Variance	
FY20	Aug-20	Aug-19		
\$ 8,571,197	\$ 8,315,000	\$ -		97.0%
-	256,196	-		NA
-	3,131	27,463		NA
-	32,423	40,585		NA
	-			
\$ 8,571,197	\$ 8,606,749	\$ 68,049		N/A

Month to Date Gen Fund Expenditures			
Last Year	Current Year	Variance vs. Last Year F/(UF)	
Aug-19	Aug-20		
\$ -	\$ 9,198	\$ (9,198)	
14,358	151,521	(137,163)	
-	5,496	(5,496)	
197,925	1,920	196,005	
494	46,992	(46,498)	
-	-	0	
23,196	-	23,196	
-	-	0	
515	-	515	
2,882	1,137	1,745	
-	-	0	
2,149	2,436	(287)	
-	1,519	(1,519)	
-	1,520	(1,520)	
-	63,094	(63,094)	
-	-	0	
-	-	0	
899	1,306	(407)	
2,979	1,506	1,473	
-	79	(79)	
-	-	0	
-	-	0	
\$ 245,397	\$ 287,724	\$	(42,327)

Expenditures
S. Maxwell Creek Rd. Improv
Timbers Addition Drainage
Lonesome Dove Trail Drainage
Street Panel Replacement
N. Maxwell Creek Rd. Improv
Waters Edge Park Drainage
South Murphy Rd. R Turn Ln
McWhirter Rd. Drainage
Heritage Pkwy Landscape
Betsy/N. Murphy/McCreary
Fire/Police-Boiler/Chiller/AC
City Facility Renovation
Travis Farm Park-Phase II
N. Hill Park-Phase III
City Marquee Signs Upgrades
Recreation-HVAC
Waters Edge Renovation
Parks & Rec. Storage Facility
MAC and Central Park
Non Departmental
Project Consultant Services
Bond Issuance Cost

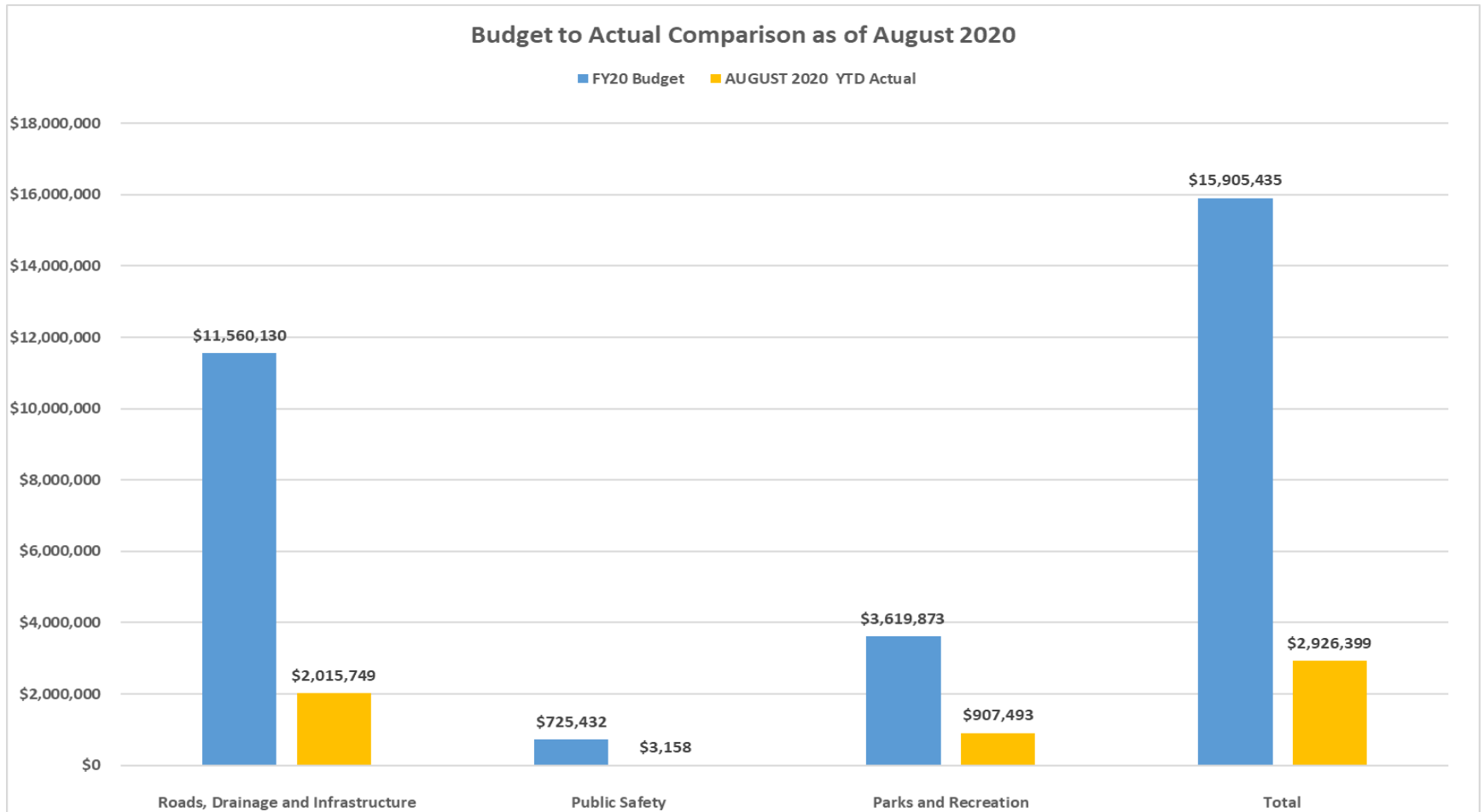
Total

Year to Date Gen Fund Expenditures				
Budget	Current Year *	Last Year	% Actual Spent YTD	
FY20	Aug-20	Aug-19		
\$ 1,997,612	\$ 225,504	\$ 3,581		11.3%
4,475,810	242,244	165,391		5.4%
1,131,224	51,651	3,363		4.6%
1,030,881	691,382	932,872		67.1%
1,837,311	116,350	99,873		6.3%
-	-	335,004		NA
-	-	204,662		NA
-	-	133,392		NA
245,075	92,319	4,994		37.7%
842,217	596,299	7,591		70.8%
-	-	356,156		NA
719,994	3,158	93,753		0.4%
829,408	5,947	786		0.7%
1,049,857	5,705	753		0.5%
114,093	113,070	-		99.1%
(304)	304	304		-99.9%
807,206	690,042	68,411		85.5%
304,953	30,486	35,515		10.0%
514,660	61,939	74,182		12.0%
-	79	-		NA
5,438	(73,030)	-		NA
-	-	-		NA
\$ 15,905,435	\$ 2,853,448	\$ 2,520,582		17.9%

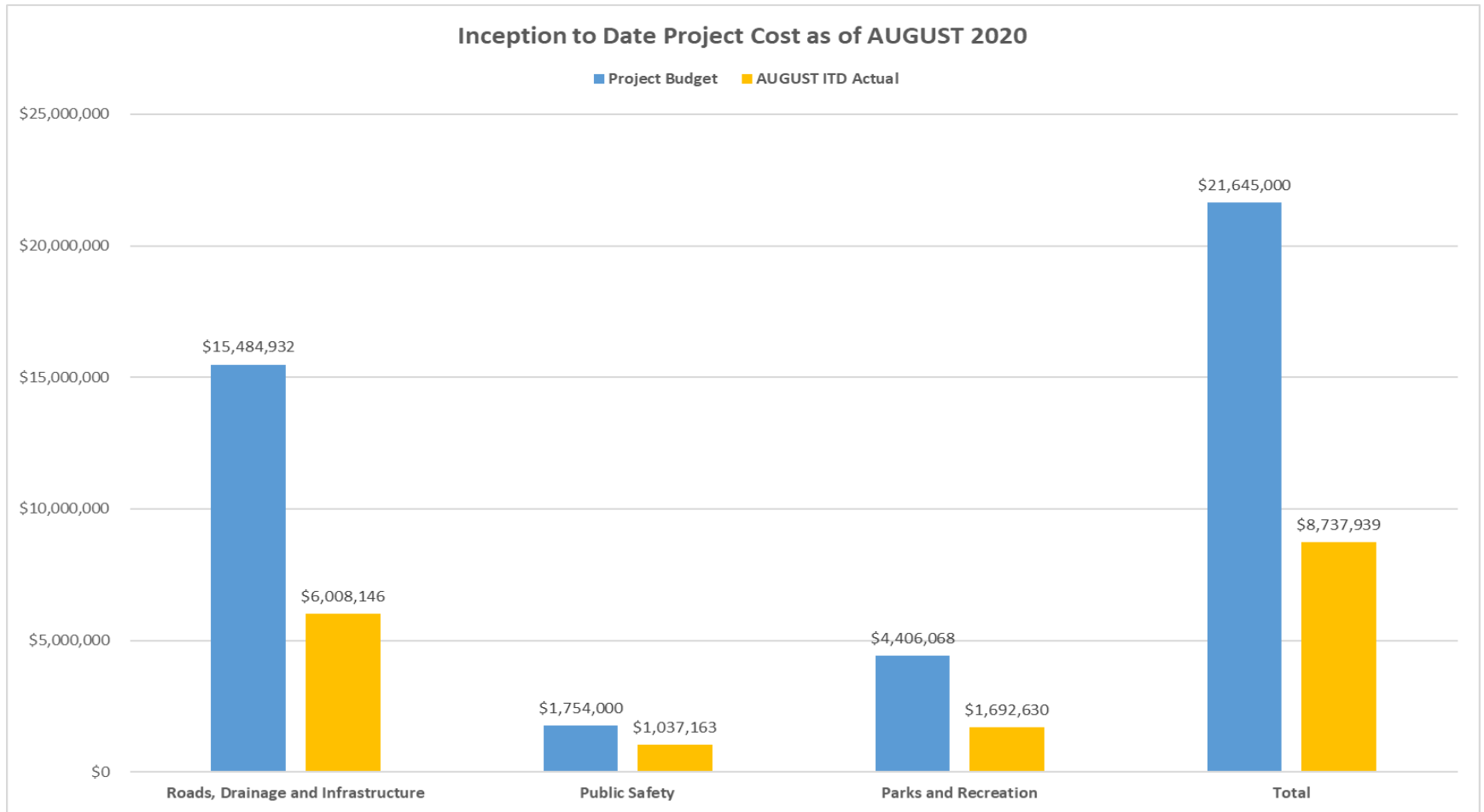
Highlighted projects are complete

* FY20 YTD expenditures reflect reversal of FY19 Audit Accruals

GO Bond FY 2020



GO Bond Inception to Date





CITY OF _____
MURPHY

LIFE LIVED AT YOUR PACE

Questions